



RECAST SOFTWARE

# The 10 Most Used Right Click Tools

Right Click your way to better Systems Management



Systems Administrators (*SysAdmins*) around the globe use Microsoft Configuration Manager (*ConfigMgr*) to manage on-premises devices, as well as hybrid/co-managed hardware and software.

An estimated **85%** of all global organizations – public, private, and non-profit – rely on ConfigMgr. Right Click Tools by Recast Software has quickly become the required ConfigMgr add-on to simplify management.

**Take a stroll  
through the top 10  
tools utilized by  
over **69,000**  
SysAdmins every  
month.**





A firm with **2,600** endpoints relies on Right Click Tools daily for patching, scripting, everyday management, and automation. As a result, compliance has increased from **85%** to **98%** after implementing Right Click Tools and the IT team saves **720+ hours** per year on patching alone.



## System Information

*Compile a complete picture in one (right) click*

This tool pulls a variety of system information, including Operating Systems, Hardware, Applications, Windows Updates, Services, Drivers, User Profiles, and more. Many right-click actions allow users to remediate issues uncovered via system information.



## Machine Policy Retrieval and Evaluation Cycle

*A quick and accommodating action at your fingertip*

The client downloads its policy on a schedule. By default, this value is configured to every 60 minutes and is configured with the option policy polling interval (minutes). However, there might be occasions when you want to initiate ad-hoc policy retrieval from the client—for example, in a troubleshooting scenario or when testing. This action initiates ad-hoc machine policy retrieval from the client outside of its scheduled polling interval.



## Software Update Deployment Status\*

*A security lifesaver*

A great place to get a full picture of how up-to-date the endpoints are across your environment. From the dashboard, you can view device compliance and the categories of missing updates. The real power of this tool is customizability. You can breakdown your view by collection and limit which types of updates you seek (critical, security, etc.). Your security team will love this one.




## Add Device(s) to Collection

*Organize and then easily execute en masse*

The Add Device(s) to Collection tool adds single or multi-selected devices to a specified Device Collection in a drop-down list. Options are available for searching based on name rather than ResourceID. Right Click Tools can then be actioned on these device groups with a couple clicks.

*“We would need to add two to four more system administrators to keep up with the workflow that this automated solution provides. Because of it we don't need to hire more people as this makes us so much more efficient at our jobs.”*

**— SysAdmin, Finance Industry**





## Application Deployment Evaluation Cycle

*Up your app assessment and install game*

The Application Deployment Evaluation Cycle tool reevaluates the requirement rules for all deployments. For applications that are required but not installed, executing the Application Deployment Evaluation Cycle will prompt ConfigMgr to trigger a re-install. The default ConfigMgr runtime value is seven days, so this quick action will increase compliance faster.



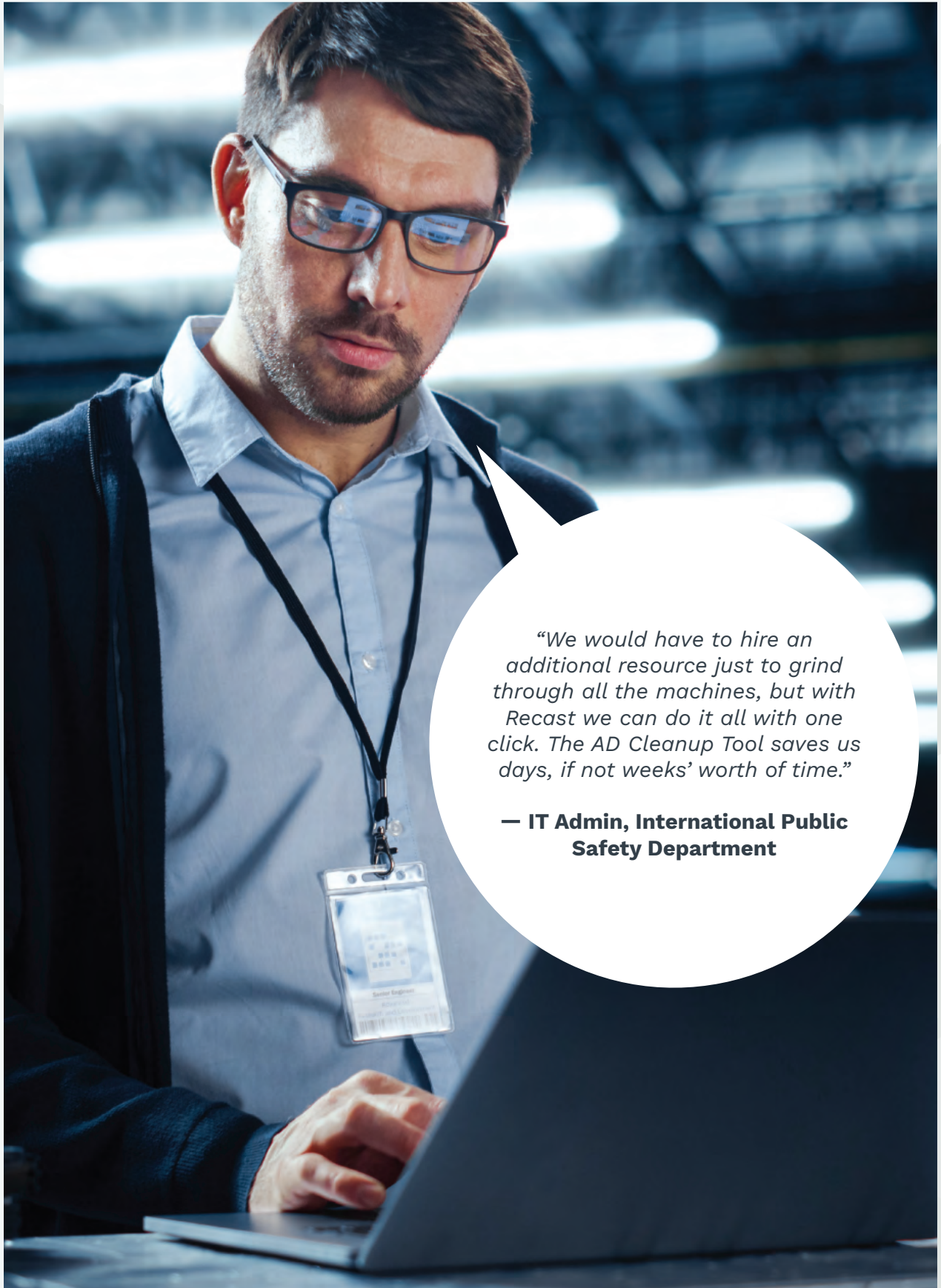
## Active Directory Cleanup Tool\*

*End the help desk run-around*

The Active Directory Cleanup Tool gives you insight into devices that are found in AD but are not being managed by ConfigMgr and vice versa. This tool is very helpful during an AD audit as it helps find devices that need to be removed from ConfigMgr or that have fallen off the domain. You can also take right click actions within the dashboard. If you need to delete the device from AD, you can do it right then and there from the dashboard. Rather than sending your help desk employees on a wild goose chase comparing AD to what you have in ConfigMgr, give this dashboard a go!








*“We would have to hire an additional resource just to grind through all the machines, but with Recast we can do it all with one click. The AD Cleanup Tool saves us days, if not weeks’ worth of time.”*

**— IT Admin, International Public Safety Department**





An engineering company with **14,000 endpoints** was looking to improve the security and compliance of their environment. Utilizing Right Click Tools Enterprise BitLocker Compliance and Active Directory Dashboards, their **user risk dropped from 9% to 5%** in six months and their vulnerability score dropped from 20 million to 15 million.



## BitLocker Compliance Tool\*

*Big benefits to the Bitlocker Compliance Tool*

The Bitlocker Compliance Tool dashboard is a great way to view and act on all things Bitlocker. The dashboard generates graphs representing key storage status and unified compliance status (MBAM, CM, or Both). You can choose to drill this down to a specific OU or pick a Collection. No matter which graph section you click into you can see information about the device taken from both graphs.



## Connect to C\$

*Gain a remote glimpse into a user's device – seamlessly*

The Connect to C\$ tool opens the client's C drive in a local explorer window. This opens Windows Explorer to the remote device's C drive and is useful for copying data to or from the remote device, or for looking at log files.



## AD LAPS Password\*

*No more private password pitfalls with AD LAPS Password tool*

The AD LAPS (Active Directory Local Admin Password Solution) Password tool gives you all the information you would find using the LAPS UI without ever needing to leave your ConfigMgr console. You can check the current LAPS password for a machine. Worried about someone writing that password down and leaving it somewhere they shouldn't? This tool allows you to set your own expiration time, so passwords reset on your schedule. No waiting for the next cycle!



## Content Distribution Monitor\*

*Uncomplicated content distribution monitoring*

The content distribution dashboard gives you info about your distribution points in one centralized location. This dashboard provides a graphical representation of successful, errored, and in-progress content across all your DPs. The best part? Right from the graph you can either redistribute failed content to all DPs or drill down individually and view the status, redistribute, remove, or validate the content.

An \* denotes Right Click Tools available via Enterprise edition. Learn more about [Enterprise Right Click Tools here](#).





# Who We Are

We're obsessed with information technology and how to better manage it.

We are a dedicated group of Systems Administrators and tech-savvy product experts that love what we do and the IT community we do it with.

We empower organizations to better manage and support users and devices.

We are a rapidly growing software company with our solutions being used by thousands of enterprise organizations in more than 125 countries, impacting millions of devices and (more importantly) the people who use them. With a growing portfolio of tools including Right Click Tools, Shift Left, Endpoint Insights, and Privilege Manager, we empower IT departments at every single endpoint to do their best work.



RECAST SOFTWARE